

Perimeter and area of rectangles

(including combinations of rectangles)

Name: _____ Date: _____

Perimeter is the length all the way around the edge of a shape.


Area is the space that the shape covers.

Area is always written in units².

PERIMETER = length all the way around the edge = add together the lengths of all the sides

AREA = space the shape covers = multiply the length by the width

Example:



$$\text{Perimeter} = 10\text{cm} + 3\text{cm} + 10\text{cm} + 3\text{cm} = 26\text{cm}$$

$$\text{Area} = 10\text{cm} \times 3\text{cm} = 30\text{cm}^2$$

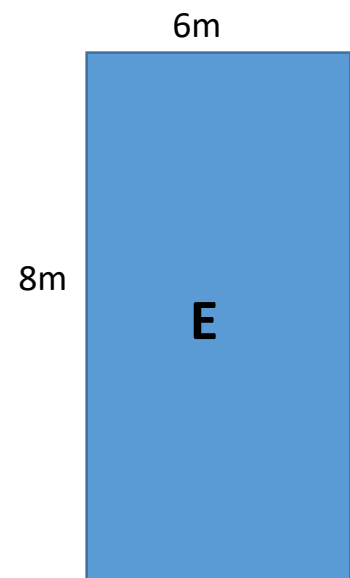
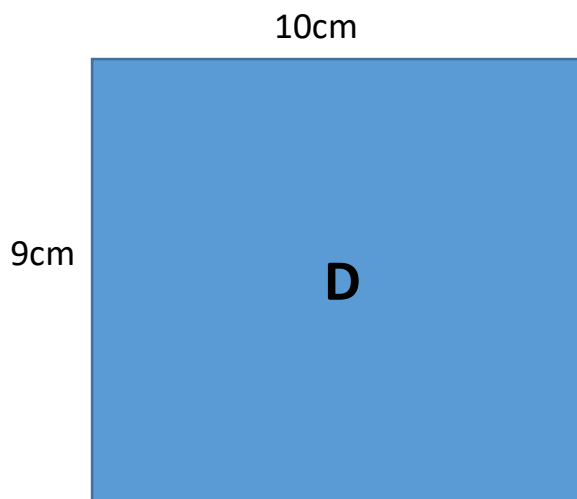
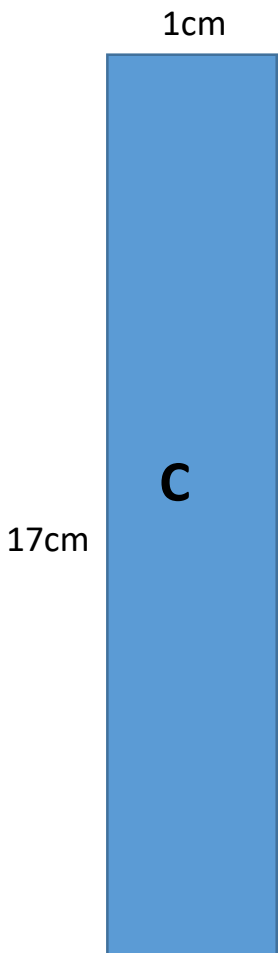
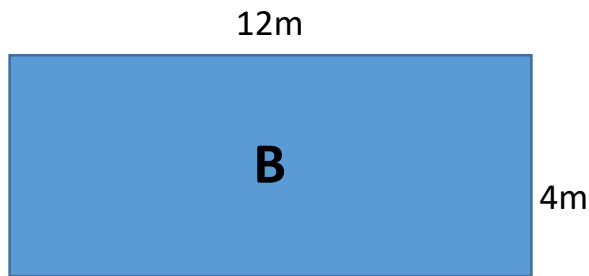
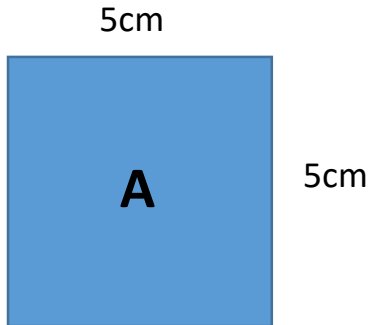
Perimeter and area of rectangles

(including combinations of rectangles)

Name: _____ Date: _____



Q1. Find the perimeter and area of the following shapes.



	Perimeter	Area
A		
B		
C		
D		
E		

Perimeter and area of rectangles

(including combinations of rectangles)

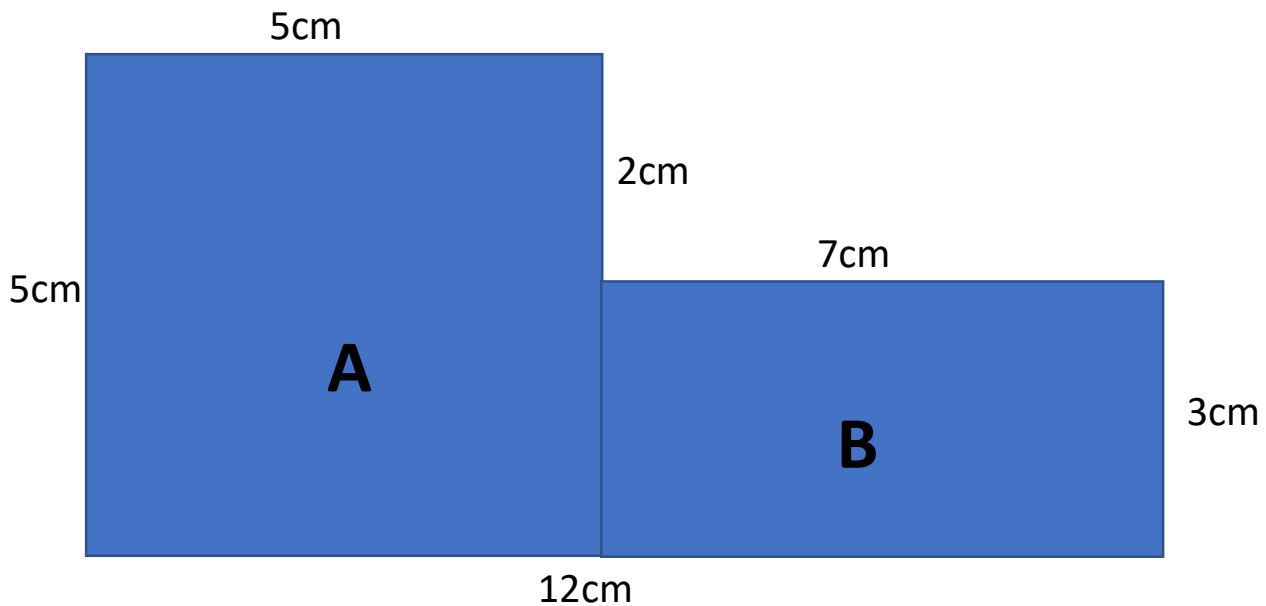
Name: _____ Date: _____

Compound shapes

For compound shapes (shapes made from two or more shapes stuck together), perimeter works in the same way: find the lengths of all of the sides and then add them together.

For area, you may need to split the shape up into smaller shapes, find the areas, and then add them all together.

Example



$$\text{Perimeter} = 5\text{cm} + 5\text{cm} + 12\text{cm} + 3\text{cm} + 7\text{cm} + 2\text{cm} = 34\text{cm}$$

$$\text{Area of A} = 5\text{cm} \times 5\text{cm} = 25\text{cm}^2$$

$$\text{Area of B} = 7\text{cm} \times 3\text{cm} = 21\text{cm}^2$$

$$\text{Total area} = 25\text{cm}^2 + 21\text{cm}^2 = 46\text{cm}^2$$

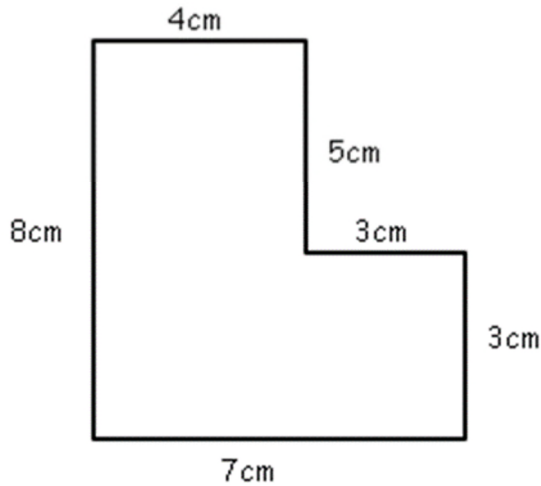
Perimeter and area of rectangles

(including combinations of rectangles)

Name: _____ Date: _____

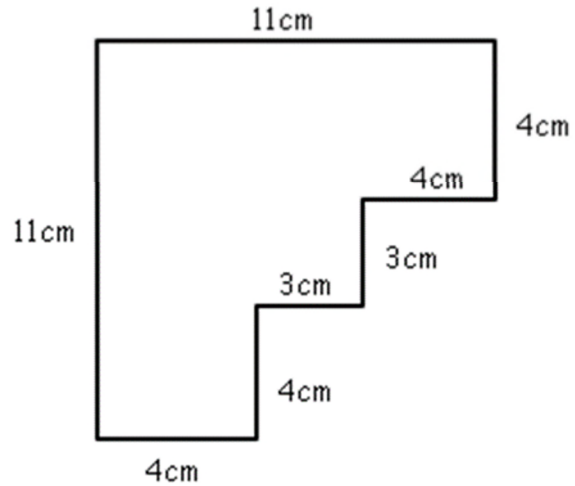


Q2a. Find the perimeter and area of each shape:



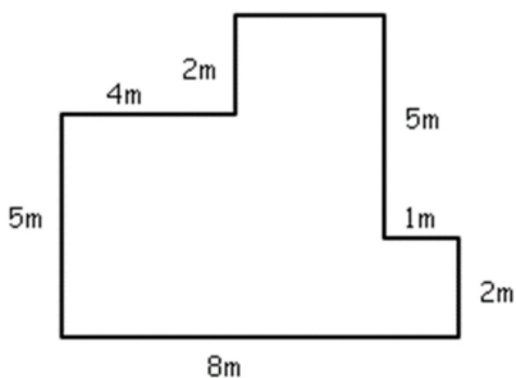
Perimeter =

Area =



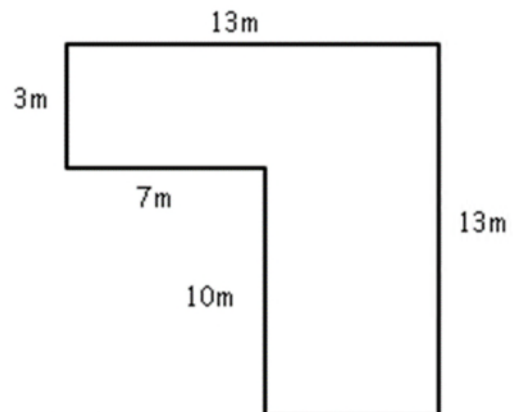
Perimeter =

Area =



Perimeter =

Area =



Perimeter =

Area =

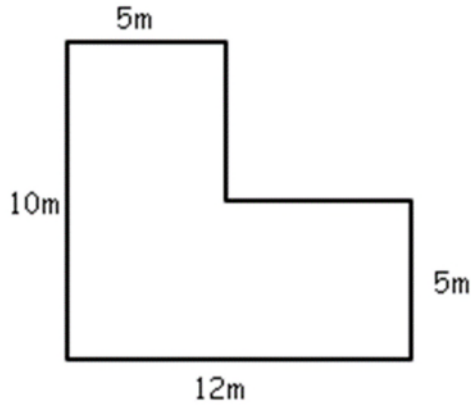
Perimeter and area of rectangles

(including combinations of rectangles)

Name: _____ Date: _____

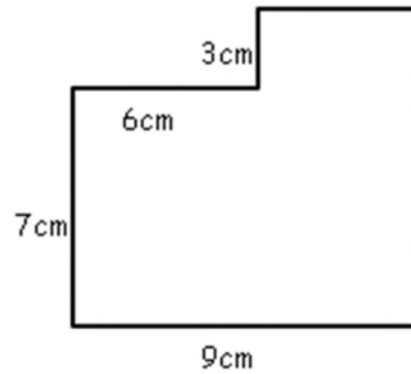


Q2b. Find the perimeter and area of each shape:



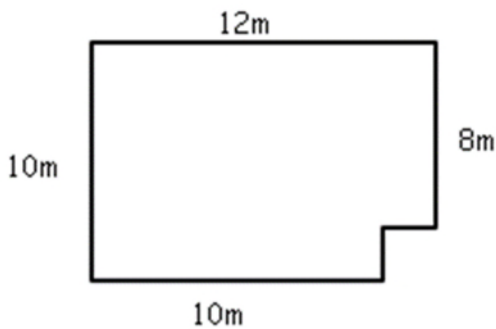
Perimeter =

Area =



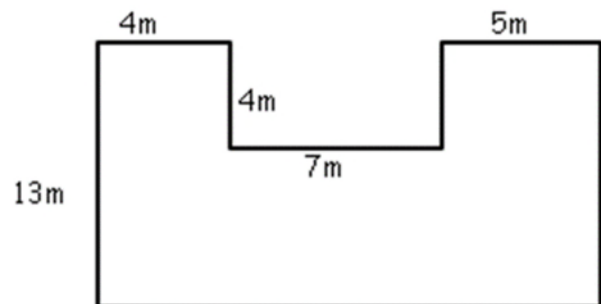
Perimeter =

Area =



Perimeter =

Area =



Perimeter =

Area =

Perimeter and area of rectangles

(including combinations of rectangles)

Name: _____ Date: _____



- 3) Kevin's garden is rectangular and measures 12 metres by 15 metres. He plans to lay new turf in the garden which will cost £8 per square metre. **How much turf will he need to buy and how much will this cost?**



- 4) Inga needs to buy enough skirting board to replace the old skirting board in her bedroom. The bedroom is 5m 20cm long and 4m 80cm wide. She buys one extra metre of skirting to allow for wastage. **How much skirting board will she need to buy?**

Perimeter and area of rectangles

(including combinations of rectangles)

Name: _____ Date: _____



5) Ali is going to lay laminate flooring in his lounge, which is 4 metres long and 3 metres wide. The laminate will cost £4.75 per m².

How much will the laminate cost to buy?



6) Chris and Pauline are planning to make a paved patio in their garden. They will use paving stones which are 50cm x 50 cm and which cost £7.50 each. The patio will be a square shape with sides of 4m.

a) What is the area of the patio?

b) How many paving slabs do they need to buy?

c) How much will the paving slabs cost?

Perimeter and Area Curriculum mapping

Subject content – Reformed FUNCTIONAL SKILLS MATHEMATICS 2018 (takes effect from September 2019)

✓✓ = main content covered in this resource. ✓ = minor content. → or ← = not covered but included to show progression across levels (*content at each level subsumes and builds upon the content at lower levels*). Full content (inc. Handling Data) at: DfE <https://www.gov.uk/government/publications/functional-skills-subject-content-mathematics>

Fundamental mathematical knowledge and skills must be demonstrated in their own right, **with and without a calculator**, in addition to being used to solve problems.

Entry Level 1 Entry Level 2 Entry Level 3 Level 1 Level 2

Using numbers and the number system (N)

<p>1. Read, write, order and compare numbers up to 20 2. Use whole numbers to count up to 20 items including zero 3. Add numbers which total up to 20, and subtract numbers from numbers up to 20 → 4. Recognise and interpret the symbols +, - and = appropriately →</p>	<p>1. Count reliably up to 100 items 2. Read, write, order and compare numbers up to 200 3. Recognise and sequence odd and even numbers up to 100 4. Recognise and interpret the symbols +, −, x, ÷ and = appropriately ✓ 5. Add and subtract two-digit numbers ✓ 6. Multiply whole numbers in the range 0x0 to 12x12 (times tables) ✓ 7. Know the number of hours in a day and weeks in a year. 8. Divide two-digit whole numbers by single-digit whole numbers and express remainders 9. Approximate by rounding to the nearest 10, and use this rounded answer to check results 10. Recognise simple fractions (halves, quarters and tenths) of whole numbers and shapes 11. Read, write and use decimals to one decimal place</p>	<p>1. Count, read, write, order and compare numbers up to 1000 2. Add and subtract using three-digit whole numbers ✓ 3. Divide three-digit whole numbers by single- and double-digit whole numbers and express remainders 4. Multiply two-digit whole numbers by single- and double-digit whole numbers ✓ 5. Approximate by rounding numbers less than 1000 to the nearest 10 or 100 and use this rounded answer to check results 6. Recognise and continue linear sequences of numbers up to 100 → 7. Read, write and understand thirds, quarters, fifths and tenths including equivalent forms 8. Read, write and use decimals up to two decimal places ✓ 9. Recognise and continue sequences that involve decimals</p>	<p>L1.1 Read, write, order and compare large numbers (up to one million) L1.2 Recognise and use positive and negative numbers L1.3 Multiply and divide whole numbers and decimals by 10, 100, 1000 L1.4 Use multiplication facts and make connections with division facts ✓ L1.5 Use simple formulae expressed in words for one or two-step operations ✓ L1.6 Calculate the squares of one-digit and two-digit numbers L1.7 Follow the order of precedence of operators L1.8 Read, write, order and compare common fractions and mixed numbers L1.9 Find fractions of whole number quantities or measurements L1.10 Read, write, order and compare decimals up to three decimal places L1.11 Add, subtract, multiply and divide decimals up to 2 decimal places ✓ L1.12 Approximate by rounding to a whole number or to one or two decimal places L1.13 Read, write, order and compare percentages in whole numbers L1.14 Calculate percentages of quantities, including simple percentage increases / decreases by 5% and multiples thereof L1.15 Estimate answers to calculations using fractions and decimals L1.16 Recognise and calculate equivalences between common fractions, percentages and decimals L1.17 Work with simple ratio and direct proportions</p>	<p>L2.1 Read, write, order and compare positive and negative numbers of any size L2.2 Carry out calculations with numbers up to one million including strategies to check answers including estimation and approximation L2.3 Evaluate expressions and make substitutions in given formulae in words and symbols L2.4 Identify and know the equivalence between fractions, decimals and percentages L2.5 Work out percentages of amounts and express one amount as a percentage of another L2.6 Calculate percentage change (any size increase and decrease), and original value after percentage change L2.7 Order, add, subtract and compare amounts or quantities using proper and improper fractions & mixed numbers L2.8 Express one number as a fraction of another L2.9 Order, approximate and compare decimals L2.10 Add, subtract, multiply and divide decimals up to three decimal places ← L2.11 Understand and calculate using ratios, direct proportion and inverse proportion L2.12 Follow the order of precedence of operators, including indices</p>
---	---	---	--	--

Perimeter and Area Curriculum mapping

Subject content – Reformed FUNCTIONAL SKILLS MATHEMATICS 2018 (takes effect from September 2019)

✓✓ = main content covered in this resource. ✓ = minor content. → or ← = not covered but included to show progression across levels (content at each level subsumes and builds upon the content at lower levels). Full content (inc. Handling Data) at: DfE <https://www.gov.uk/government/publications/functional-skills-subject-content-mathematics>

Fundamental mathematical knowledge and skills must be demonstrated in their own right, with and without a calculator, in addition to being used to solve problems.

Entry Level 1	Entry Level 2	Entry Level 3	Level 1	Level 2
Using common measures, shape and space (MSS)				
<p>5. Recognise coins and notes and write them in numbers with the correct symbols (£ & p), where these involve numbers up to 20</p> <p>6. Read 12 hour digital and analogue clocks in hours</p> <p>7. Know the number of days in a week, months, and seasons in a year. Be able to name and sequence</p> <p>8. Describe and make comparisons in words between measures of items including size, length, width, height, weight and capacity</p> <p>9. Identify & recognise common 2-D and 3-D shapes inc. circle, cube, rectangle (inc. square) and triangle</p> <p>10. Use everyday positional vocabulary to describe position and direction including left, right, in front, behind, under and above</p>	<p>12. Calculate money with pence up to one pound and in whole pounds of multiple items and write with the correct symbols (£ or p) →</p> <p>13. Read and record time in common date formats, and read time displayed on analogue clocks in hours, half hours and quarter hours, and understand hours from a 24-hour digital clock</p> <p>14. Use metric measures of length including millimetres, centimetres, metres and kilometres →</p> <p>15. Use measures of weight including grams and kilograms</p> <p>16. Use measures of capacity including millilitres and litres</p> <p>17. Read and compare positive temperatures</p> <p>18. Read and use simple scales to the nearest labelled division</p> <p>19. Recognise and name 2-D and 3-D shapes inc. pentagons, hexagons, cylinders, cuboids, pyramids, spheres</p> <p>20. Describe properties of common 2-D & 3-D shapes inc. nos. of sides, corners, edges, faces, angles & base →</p> <p>21. Use appropriate positional vocabulary to describe position and direction including between, inside, outside, middle, below, on top, forwards and backwards</p>	<p>10. Calculate with money using decimal notation & express money correctly in writing in pounds and pence ✓</p> <p>11. Round amounts of money to the nearest £1 or 10p</p> <p>12. Read, measure and record time using am and pm</p> <p>13. Read time from analogue and 24 hour digital clocks in hours and minutes</p> <p>14. Use and compare measures of length, capacity, weight and temperature using metric or imperial units to the nearest labelled or unlabelled division →</p> <p>15. Compare metric measures of length including millimetres, centimetres, metres and kilometres →</p> <p>16. Compare measures of weight including grams and kilograms</p> <p>17. Compare measures of capacity including millilitres and litres</p> <p>18. Use a suitable instrument to measure mass and length</p> <p>19. Sort 2-D and 3-D shapes using properties including lines of symmetry, length, right angles, angles including in rectangles and triangles →</p> <p>E3.20 Use appropriate positional vocabulary to describe position and direction inc. eight compass points and including full/half/quarter turns</p>	<p>L1.18 Calculate simple interest in multiples of 5% on amounts of money</p> <p>L1.19 Calculate discounts in multiples of 5% on amounts of money</p> <p>L1.20 Convert between units of length, weight, capacity, money and time, in the same system ✓</p> <p>L1.21 Recognise and make use of simple scales on maps and drawings</p> <p>L1.22 Calculate area and perimeter of simple shapes including those that are made up of a combination of rectangles ✓✓</p> <p>L1.23 Calculate the volumes of cubes and cuboids</p> <p>L1.24 Draw 2-D shapes and demonstrate an understanding of line symmetry & knowledge of the relative size of angles ✓</p> <p>L1.25 Interpret plans, elevations and nets of simple 3-D shapes</p> <p>L1.26 Use angles when describing position and direction, and measure angles in degrees</p>	<p>L2.13 Calculate amounts of money, compound interest, percentage increases, decreases and discounts including tax and simple budgeting</p> <p>L2.14 Convert between metric and imperial units of length, weight and capacity using a a) conversion factor and b) conversion graph</p> <p>L2.15 Calculate using compound measures including speed, density and rates of pay</p> <p>L2.16 Calculate perimeters and areas of 2-D shapes including triangles and circles and composite shapes including non-rectangular shapes (formulae given except for triangles and circles)</p> <p>L2.17 Use formulae to find volumes and surface areas of 3-D shapes including cylinders (formulae to be given for 3-D shapes other than cylinders)</p> <p>L2.18 Calculate actual dimensions from scale drawings and create a scale diagram given actual measurements</p> <p>L2.19 Use coordinates in 2-D, positive & negative, to specify the positions of points</p> <p>L2.20 Understand and use common 2-D representations of 3-D objects</p> <p>L2.21 Draw 3-D shapes to include plans and elevations</p> <p>L2.22 Calculate values of angles and/or coordinates with 2-D and 3-D shapes</p>

2. Mathematical problem solving (at all levels of Functional Mathematics)

Although underpinning knowledge is tested in its own right, problem solving is a core element of Functional Skills mathematics yet should not obscure or add additional mathematical complexity beyond the level of the qualification. Defining problem solving is a challenge but the attributes below may help. Not all (often just one) of the listed attributes must be present in a single task for it to be considered to be problem solving. ✓ indicates why all or parts of this resource can be considered to be problem solving. **Source:** DfE (Feb 2018) <https://www.gov.uk/government/publications/functional-skills-subject-content-mathematics>.

One or more of the following attributes may be present in a single task for it to be considered problem solving:	
A Tasks that have little or no scaffolding: there is little guidance given to the student beyond a start point and a finish point. Questions do not explicitly state the mathematical process(es) required for the solution.	✓
B Tasks that provide for multiple representations, such as use of a sketch or a diagram as well as calculations.	✓
C The information is not given in mathematical form or in mathematical language; or there is a need for the results to be interpreted or methods evaluated, for example, in a real-world context.	✓
D Tasks have a variety of techniques that could be used	✓
E The solution requires understanding of the processes involved rather than just application of the techniques.	✓

Solving mathematical problems, carrying out tasks and decision making.

Entry 1 (E1)	Entry 2 (E2)	Entry 3 (E3)	Level 1 (L1)	Level 2 (L2)
Students are expected to be able to use the content knowledge and skills to recognise and obtain a solution to:				
¹ a simple problem ✓		² a straightforward problem ✓		³ a complex problem
E1a. Use given mathematical information and recognise and use simple mathematical terms appropriate to E1 ✓	E2a. E3a. Use given mathematical information including numbers, symbols, simple diagrams and charts ✓ E2b/3b. Recognise, understand and use simple mathematical terms appropriate to E2 / E3 ✓	L1a. L2a. Read, understand and use mathematical information and mathematical terms used at this level ✓ L1b. L2b. Address individual problems as described above ✓ L1c. L2c. Use knowledge and understanding to a required level of accuracy ✓ L1d. L2e. Analyse and interpret answers in the context of the original problem ✓		L2d. Identify suitable operations and calculations to generate results
E1b. E2c. E3c. Use the methods given above to produce, check and present results that make sense [E3 only: to an appropriate level of accuracy]. ✓		L1e. L2f. Check the sense, and reasonableness, of answers ✓		
E1c. Provide a simple explanation for those results.	E[2d]/E3d. Present appropriate explanations using numbers, measures, simple diagrams, [simple] charts and symbols appropriate to Entry Level 2 / Entry Level 3 ✓	L1f. Present results with appropriate explanation and interpretation demonstrating simple reasoning to support the process & show consistency with the evidence presented ✓ L2g. Present results and explain results clearly and accurately demonstrating reasoning to support the process and show consistency with the evidence presented		

Problem type:	¹ Simple problem	² Straightforward	³ Complex
Level:	All levels ✓	L1 and L2 ✓	Level 2 only
Draws upon knowledge or skills from:	One MCA only ✓	One MCA or a combination of any two MCA ✓	Up to a combination of any three MCA
Number of steps or processes	1 ✓	More than 1 ✓	At least 2
Context	Familiar to all and easily described ✓	Less familiar – requires some comprehension ✓	Less familiar – requires interpretation and analysis

Abbreviations: MCA = mathematical content area(s). NS = Using numbers and the number system. MS = Using common measures, shape and space. HD = Handling information and data.